

Cone Outdoor

- 1245 Large Wall
- 1246 Small Wall
- 1247 Post

Project Name _____

Fixture Type _____

Quantity _____

Norwell | Lighting

I L E X

Custom Metalcraft



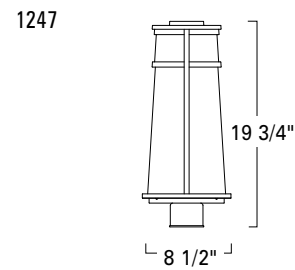
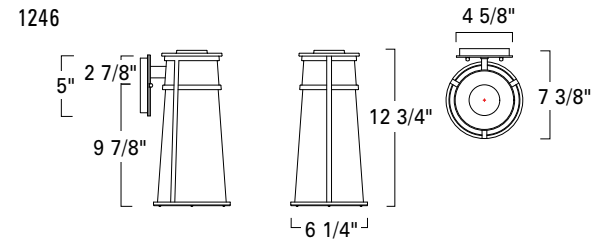
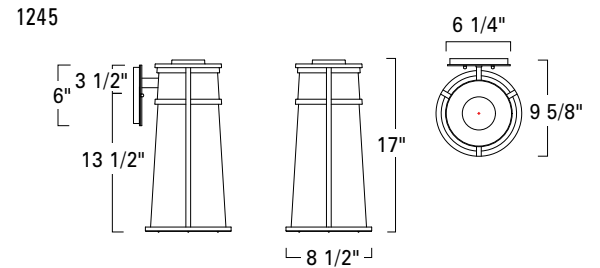
Cone Large Sconce
1245-MB-CL



Cone Small Sconce
1246-SB-CL



Cone Post
1247-SB-CL



Product Name / Model / Dimensions					Finish Options	Glass Options	Lamping Options
Cone Large Sconce - 1245 Cone Small Sconce - 1246 Cone Post - 1247					Standard Matte Black / MB Satin Brass / SB	Standard Clear Glass / CL	Standard Incandescent / IN (1) 60 Watt Medium Base Edison
Series	Height	Width	Projection	TTO			
1245	17.00"	8.50"	9.625"	3.50"			
1246	12.75"	6.25"	7.375"	2.875"			
1247	19.75"	8.50"					
1245 Backplate 6.00" H x 6.25" W 1246 Backplate 5.00" H x 4.625" W							

UL/ETL Listed, Wet Location Rated

2-2021

DISCLAIMER:

Norwell Lighting and its companies, ILEX Architectural Lighting and Custom Metalcraft reserve the right to change specifications related to its product at anytime. USA Made indicates product is manufactured in East Taunton, Massachusetts facility. Phone: 508-823-1751