






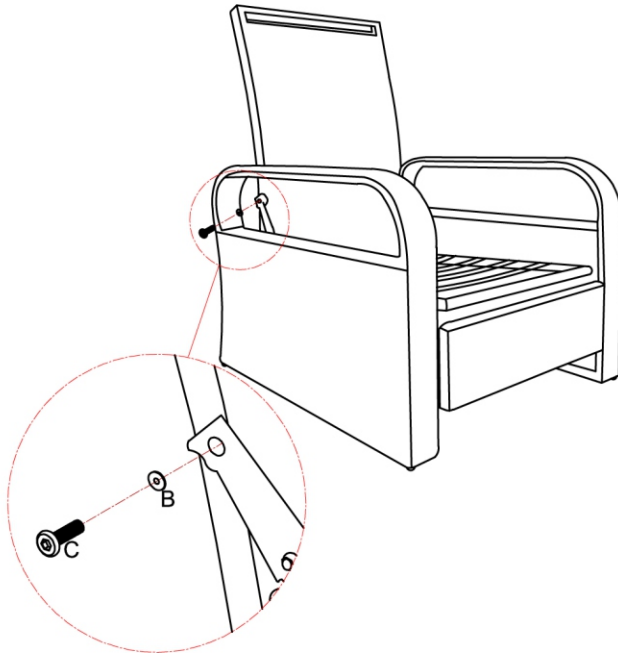
# ASSEMBLY INSTRUCTION

## PART LIST

A		#4	1pcs	B		M6	2pcs	C		M6*25	2pcs
---	---	----	------	---	---	----	------	---	---	-------	------

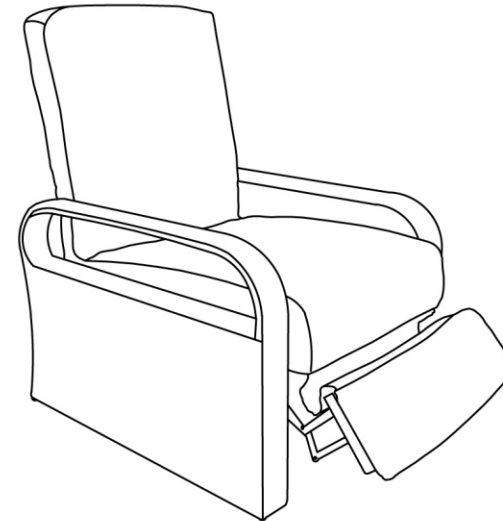
### Step 1:

Attach armrest to backrest by inserting screw C along with washer B through the connector plate then tighten it with Allen wrench A. Repeat the process on the other side.



### Step 2:

Place the cushion on seat and enjoy your lounge chair.



[www.matriximportsusa.com](http://www.matriximportsusa.com)

“Assembly videos available at: [youtube.com/matriximportsusa](https://youtube.com/matriximportsusa)”