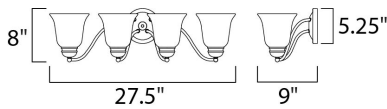




**PRODUCT DESCRIPTION**

Contemporary collection with sweeping arms and clean lines. Offered in Ice glass and Satin Nickel finish or Wilshire glass and Oil Rubbed Bronze finish.






**MEASUREMENTS**

DIMENSION : 27.5" W x 8" H x 9" Ext  
 BACK PLATE : 5.25" W x 5.25" H x 2.62" HCO  
 HANGING WEIGHT : 6.17 lb

**LAMPING**

INPUT VOLTAGE : 120V  
 BULB : 4 x 60W Incandescent E26 Medium , 240W Total  
 BULB INCLUDED : (Not Included)  
 DIMMABLE : Yes

**FINISHES OPTION**

-  Oil Rubbed Bronze
-  Polished Chrome
-  Satin Nickel

**GLASS**

Frosted FT

**MATERIAL**

Steel, Glass

**RATINGS**

cETLus  
 Damp Location



**ADDITIONAL**

INSTALL UP/DOWN: Up/Down  
 OPERATING TEMPERATURE:  
 -20°C (-4°F), 40°C (104°F)

Always consult a qualified electrician before installing any lighting product.



**WESTERN DISTRIBUTION CENTER (HEADQUARTER)**  
 253 NORTH VINELAND AVE | CITY OF INDUSTRY, CA 91746

**EASTERN DISTRIBUTION CENTER**  
 4200 SHIRLEY DR. | ATLANTA, GA 30336

P. 626.956.4200 | F. 626.956.4225 | maximlighting.com