

Features

- Allows steam generator to interface with KOHLER DTV+ showering system.
- Allows Kohler Invigoration® Steam Generator to be controlled with DTV+ controller.
- For use with Kohler Invigoration® Steam Generators between 18 and 30 kilowatts.
- Adjustable time and temperature settings between 90 and 125 degrees Fahrenheit.
- Aromatherapy reservoir on steam heads.
- Includes two steam heads, temperature sensor, and adapter.
- Circular steam head design allows steam to be evenly dispensed throughout shower.
- Improved sensor reduces temperature fluctuations for a consistent steam shower temperature.
- Adjustable temperature settings between 90 and 125 degrees Fahrenheit.
- 20-minute safety shutoff.
- Quick-connect RJ-12 cord and connector for simplified installation and service.
- Not compatible with other manufacturers' steam generators.
- Mounting arm and gasket included.

Material

- KOHLER finishes resist corrosion and tarnishing.

Installation

- Requires DTV+ shower components (sold separately).

Included Components

Additional Components:

- 10" straight cable
- 16" crossover cable
- 6" straight cable
- DTV harness
- Dual connector
- Steamhead assembly (Qty 2)
- Terminator
- Thermostor harness

Loose component/s: Terminator, Dual Connector, Thermistor Harness, DTV harness, 16" crossover cable, 10" Straight Cable, 6' Straight Cable, and Steamhead assembly (2).



Codes/Standards







None Applicable

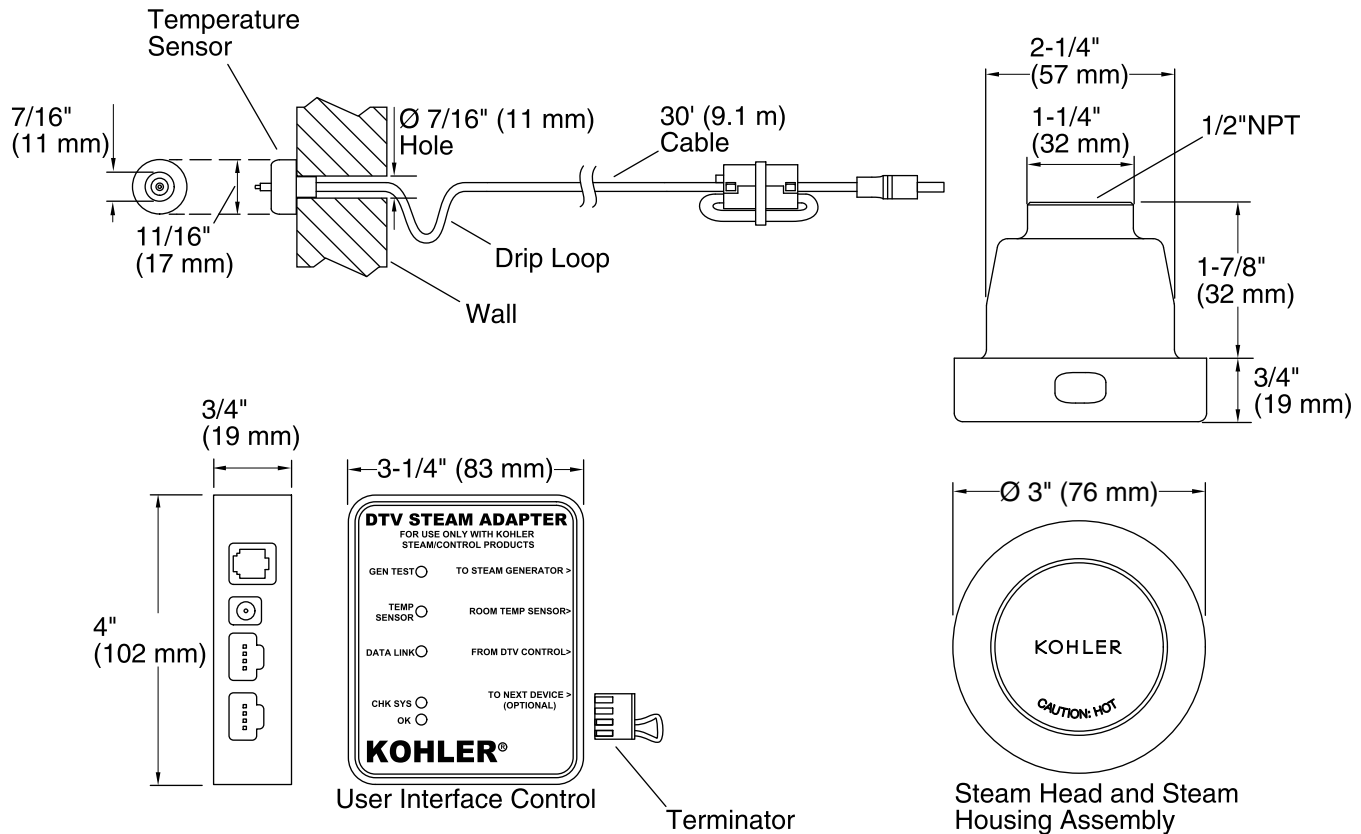
KOHLER® Electronic Faucets, Valves, and Controls Five-Year Limited Warranty

See website for detailed warranty information.

Available Colors/Finishes

Color tiles intended for reference only.

| Color | Code | Description |
|--|------|--------------------------|
|  | CP | Polished Chrome |
|  | SN | Vibrant® Polished Nickel |
|  | BN | Vibrant® Brushed Nickel |
|  | BV | Vibrant® Brushed Bronze |
|  | 2BZ | Oil-Rubbed Bronze |
|  | TT | Titanium |



Technical Information

All product dimensions are nominal.

Drain included: No

Notes

Install this product according to the installation guide.

CAUTION: Risk of scalding. Do not locate the steam head near a seat or bench, as the steam head is hot during operation and may scald the user if touched.

The temperature sensor should be mounted on the wall opposite the steam head. The steam head should be located as far from the seating area as possible.

Locate the steam head 6" (152 mm) above the floor and at least 4-1/2" (114 mm) from the threshold.