

#### Features

- 1.28 gallons per flush (gpf).
- Right-hand trip lever included.
- Insuliner® tank liner minimizes condensation on the tank when exposed to high humidity.
- Tank locks included.
- Supply line not included.
- Combines with the K-4199 bowl to create a complete K-3949-RZ Highline toilet.
- Coordinates with other products in the Wellworth collection.

#### Technology

- Single-flush gravity uses the force of gravity and a precision-engineered tank to create a strong siphon during flushing.
- KOHLER's canister flush valve harnesses the natural force of gravity and optimizes flushing performance.
- Class Five® flushing technology offers virtually plug-free performance and rinsing power for a clean bowl.

#### Recommended Products/Accessories

K-4199 Comfort Height® Elongated Bowl



#### Codes/Standards




ASME A112.19.2/CSA B45.1

#### KOHLER® One-Year Limited Warranty

See website for detailed warranty information.

#### Available Colors/Finishes

*Color tiles intended for reference only.*

Color	Code	Description
	0	White
	96	Biscuit
	47	Almond

No image available.

This product is a component and not intended to be a standalone installation.

### Technical Information

All product dimensions are nominal.

Toilet type: Two-piece

Water Consumption

Full: 1.28 gpf (4.8 lpf)

Rough-in: 14" (356 mm)

### Notes

Install this product according to the installation instructions.