



Park Falls™

Top-/Under-Mount Utility Sink

K-19022-1

Features

- Fits minimum 21-inch base cabinet if installed as top-mount.
- Fits minimum 24-inch base cabinet if installed as under-mount.
- Single bowl.
- 12-1/2-inch depth provides generous workspace.
- Single faucet hole.
- Small size fits compact spaces.

Material

- KOHLER® enameled cast iron.

Installation

- Dual-mount sink can be installed as top-mount or under-mount.
- Under-mount installation kit not included.

Recommended Products/Accessories

- K-9000 P-Trap
- K-6021 Left-Bowl Sink Rack
- K-6022 Right-Bowl Sink Rack
- K-6129 Sink Rack
- K-6539 Drainboard with Sink Rack
- K-6377 Sponge Caddy
- K-6378 Kitchen Brush Caddy
- K-6379 Kitchen Squeegee
- K-6382 Disinfecting Wipes Dispenser
- K-6383 Soap Dispenser
- K-8618 Paper Towel Holder
- K-8619 Flexible Kitchen Mat
- K-8624 Dish Scraper
- K-8801 Sink Strainer
- K-8799 Sink Strainer

Included Components

- Additional Components:
- Cut-out template



Codes/Standards







ASME A112.19.1/CSA B45.2

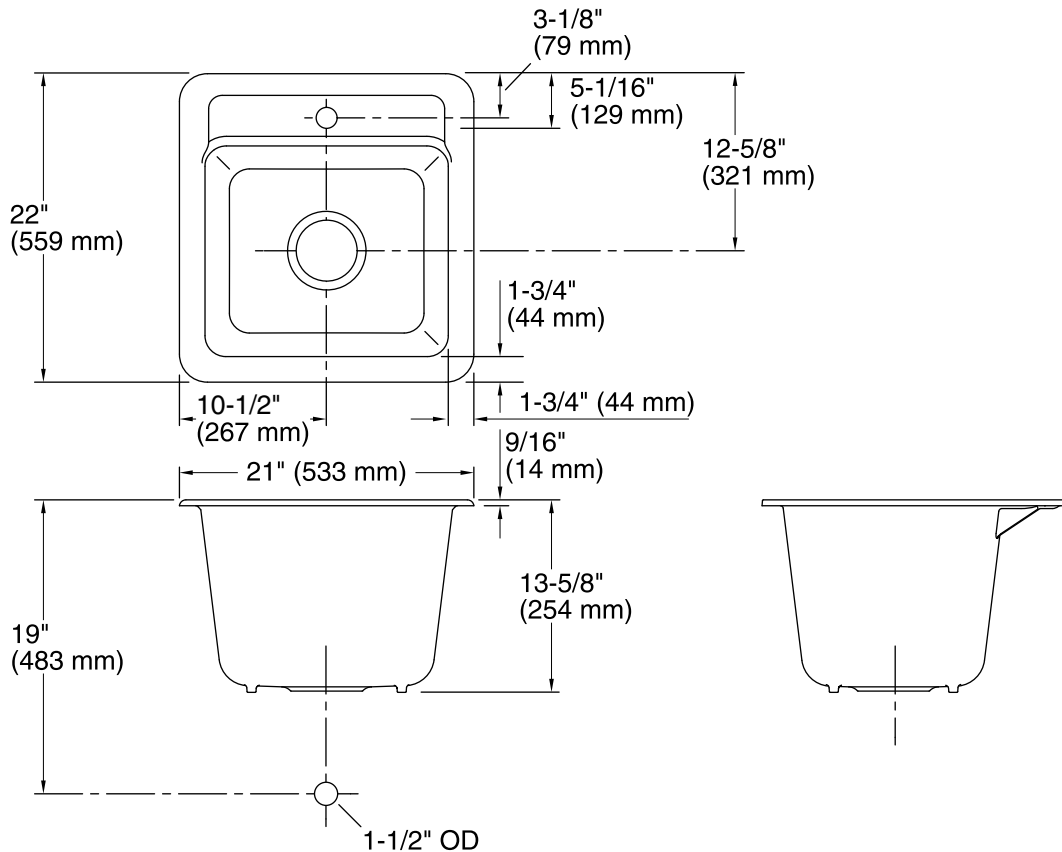
KOHLER® Enameled Cast Iron Kitchen Sink Lifetime Limited Warranty

See website for detailed warranty information.

Available Colors/Finishes

Color tiles intended for reference only.

| Color | Code | Description |
|--------------------------------------------------------------------------------------|------|--------------|
|  | 0 | White |
|  | FF | Sea Salt™ |
|  | 96 | Biscuit |
|  | 47 | Almond |
|  | 95 | Ice™ Grey |
|  | 7 | Black Black™ |



Technical Information

All product dimensions are nominal.

| | |
|--------------------------|-----------------------------------------------------------------------------------------------------------------------|
| Bowl configuration: | Single |
| Installation: | Top-mount, Under-mount |
| Min. base cabinet width: | 24" (610 mm) |
| Bowl area (Only): | Length: 17-1/2" (445 mm) Width: 15-3/16" (386 mm) Bowl depth: 12-1/2" (318 mm) Water depth: 12-1/2" (318 mm) |
| Number of deck holes: | 1 |
| Faucet hole(s): | 1-3/8" (35 mm) |
| Drain hole: | 3-7/8" (98 mm) |
| Template: | 1079985-7, required, included |

Notes

Install this product according to the installation instructions.