

**BATH & SHOWER TRIM SET
K-T7751**

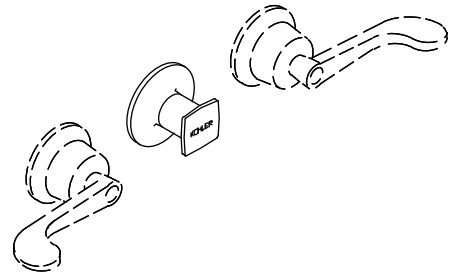
Features

- Brass construction
- For 8" (203 mm) centers
- Integral diverter mechanism
- Variety of handle style options

Codes/Standards Applicable

Specified model meets or exceeds the following:

- ASME A112.18.1/CSA B125.1







Colors/Finishes

- CP: Polished Chrome

Accessories

- CP: Polished Chrome
- Other: Refer to Price Book for additional colors/finishes
- NA: None applicable

Specified Model

Model	Description		 ADA	 ADA	 ADA
K-T7751-2	Bath & shower trim set, standard handles	<input type="checkbox"/> CP			
K-T7751-3	Bath & shower trim set, cross handles		<input type="checkbox"/> CP		
K-T7751-4	Bath & shower trim set, lever handles			<input type="checkbox"/> CP	
K-T7751-5	Bath & shower trim set, wristblade handles				<input type="checkbox"/> CP

Required Accessories

K-303-K	3-handle 1/2" ceramic disc valve system	<input type="checkbox"/> NA
---------	---	-----------------------------

Product Specification

Bath & shower trim set shall be of brass construction. Bath & shower trim set shall for 8" (203 mm) centers. Bath & shower trim set shall have integral diverter mechanism and a variety of handle style options. Trim set shall be Kohler Model K-T7751-_____-CP and valve system shall be Kohler Model K-303-K-NA.

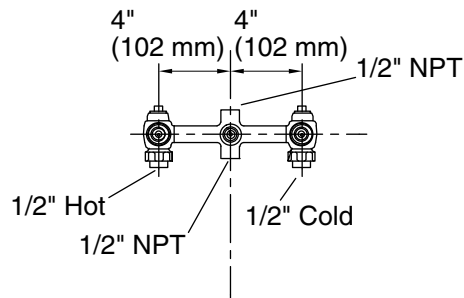
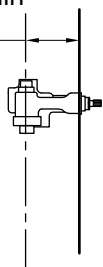
TRITON®

Optional Accessories			
56373	Deep roughing-in kit for wall-mount and shower faucets. For all handles except bath and shower faucets with stops	<input type="checkbox"/> CP	<input type="checkbox"/> Other_____
56374	Elongated escutcheons for bath and shower faucets with stops	<input type="checkbox"/> CP	<input type="checkbox"/> Other_____
42020	Diverter	<input type="checkbox"/> CP	<input type="checkbox"/> Other_____

Installation Notes

Install this product according to the installation guide.

2-1/4" (57 mm) Min
3" (76 mm) Max



Ø 2-1/2" (64 mm) 2-7/8" (73 mm)

Standard

Ø 2-1/2" (64 mm) 2-7/8" (73 mm)

Cross

Ø 2-1/2" (64 mm) 2-7/16" (62 mm)

Lever

Ø 2-1/2" (64 mm) 4" (102 mm)

Wristblade

Product Diagram