

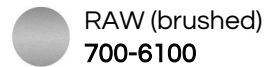
# Soho Shower 01

by JEE-O

# WATRLINE



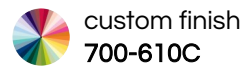
ADA compliant



RAW (brushed)  
700-6100



hammercoat black  
700-6102



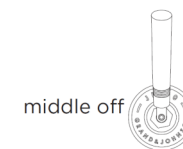
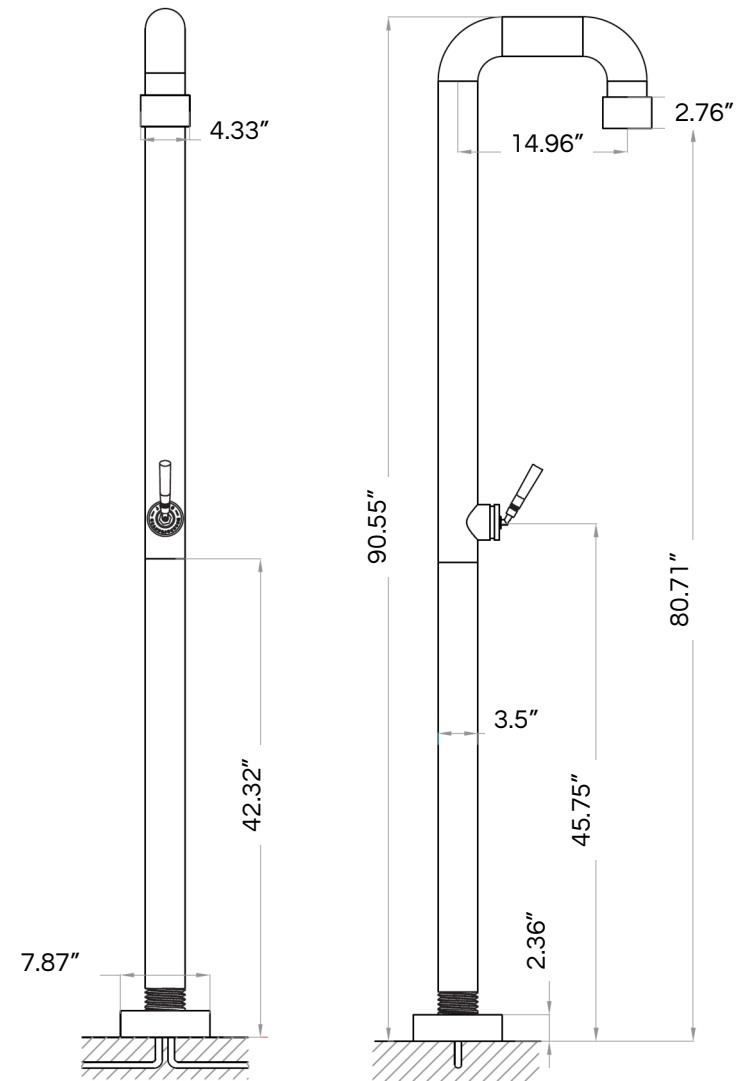
custom finish  
700-610C

## SPECIFICATIONS

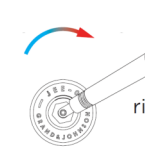
MATERIAL:	304 stainless steel
FEATURES:	pressure balance valve
CARTRIDGE:	ceramic progressive mixing mechanism (#005-0106)
FLOW RATE:	3.2 GPM / 1.8 GPM in California (adjustable on request)
WEIGHT:	42 lbs
PACKAGE DIMENSIONS:	L 62" x W 24" x H 8"
DELIVERY WEIGHT:	50 lbs
WARRANTY:	2-year limited warranty

## MAINTENANCE & CARE

RAW (BRUSHED):	Regularly apply stainless steel cleaner and rub in the direction of the grain, using a slightly abrasive sponge.
HAMMERCOAT BLACK:	Regularly clean with soap water or alcohol. Do not use abrasives.



middle off



right shower